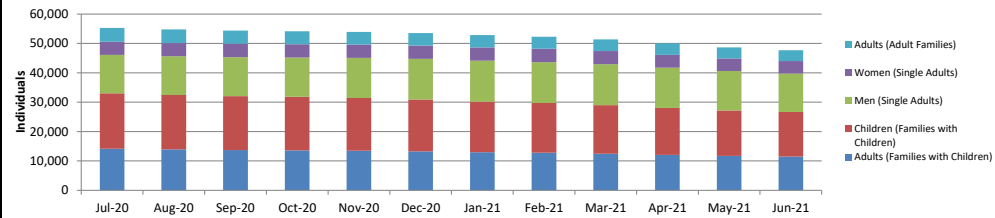


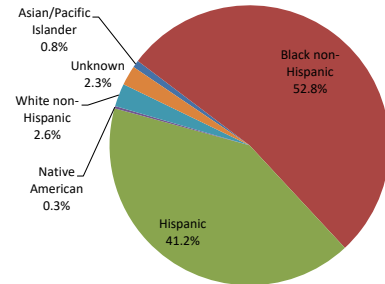
DHS DATA DASHBOARD - FISCAL YEAR 2021

Population

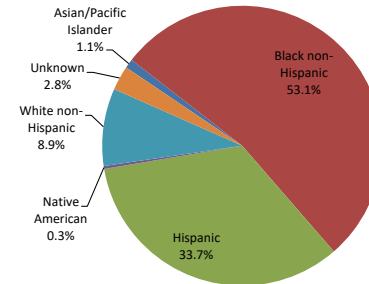
Average Daily Individuals in Shelter, FY 2021



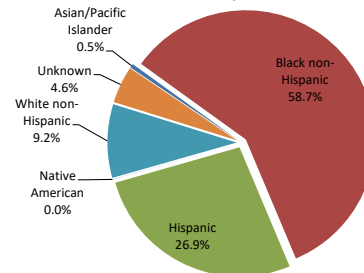
Race/Ethnicity of Families with Children in Shelter (Heads of Households), FY 2021



Race/Ethnicity of Adult Families in Shelter (Heads of Households), FY 2021



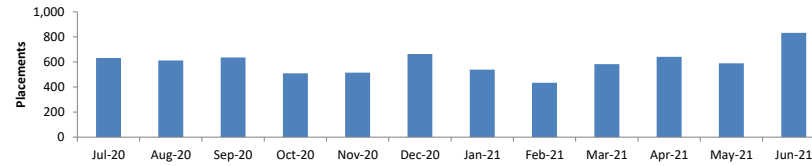
Race/Ethnicity of Single Adults in Shelter, FY 2021



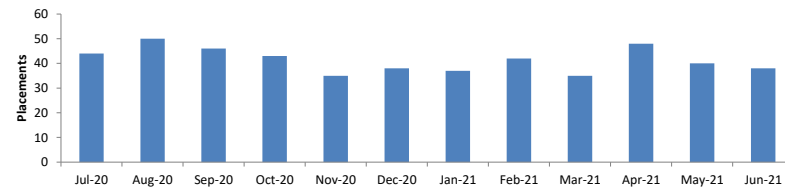
DHS DATA DASHBOARD - FISCAL YEAR 2021

Shelter Placements

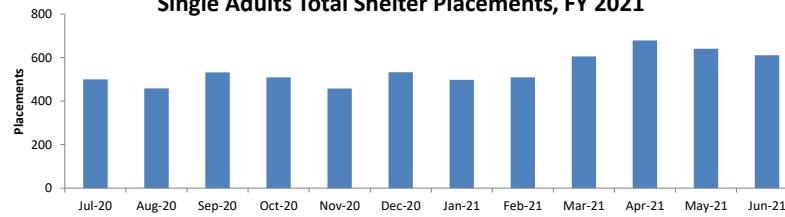
Families with Children Total Shelter Placements , FY 2021



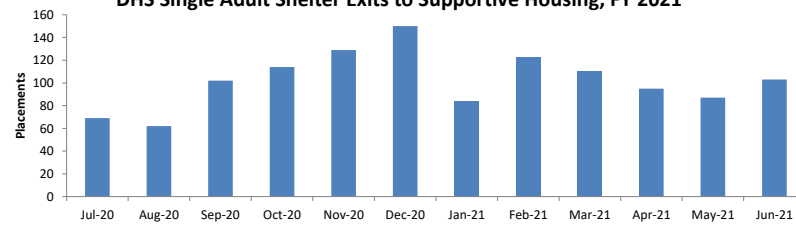
Adult Families Total Shelter Placements, FY 2021



Single Adults Total Shelter Placements, FY 2021



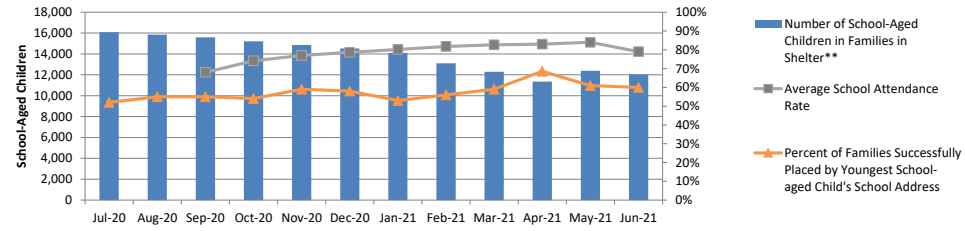
DHS Single Adult Shelter Exits to Supportive Housing, FY 2021



DHS DATA DASHBOARD - FISCAL YEAR 2021

Schools

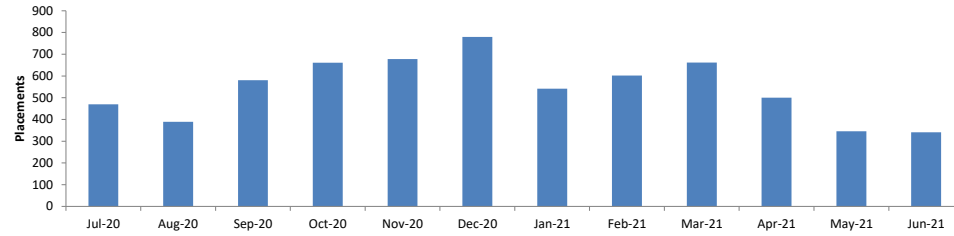
School-Aged Children in Shelter, FY 2021



DHS DATA DASHBOARD - FISCAL YEAR 2021

Outreach and Unsheltered Population

HOME-STAT Clients Placed into Permanent Housing,
Transitional Housing, and Other Settings, FY 2021



DHS DATA DASHBOARD - FISCAL YEAR 2021

Prevention

Total Citywide Prevention Enrollments, FY 2021

