


3 things I love about education




2 things I hope to learn



1 thing I am curious about



What is the meaning of each term?



Differentiation

Adapting teaching methods and providing scaffold supports for various ranges of learners and styles so students can access ON GRADE LEVEL CONTENT

Intervention

Providing targeted support during a supplemental time beyond core where data indicates skill deficit(s)

WHAT IS DIFFERENTIATED INSTRUCTION?



Differentiating instruction may mean teaching the same material to all students using a variety of instructional strategies, or it may require the teacher to deliver lessons at varying levels of difficulty based on the ability of each student.

Four ways to differentiate instruction



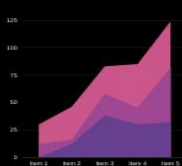
Content

- Match vocabulary words to definitions.
- Read a passage of text and answer related questions.
- Identify an author's position; provide evidence to support this viewpoint.
- Create a PowerPoint presentation summarizing the lesson.



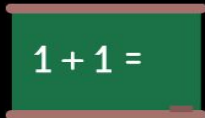
Process

- Provide textbooks for visual and word learners.
- Allow auditory learners to listen to audio books.
- Give kinesthetic learners the opportunity to complete an interactive assignment online.



Product

- Read and write learners write a book report.
- Visual learners create a graphic organizer of the story.
- Auditory learners give an oral report.
- Kinesthetic learners build a diorama illustrating the story.



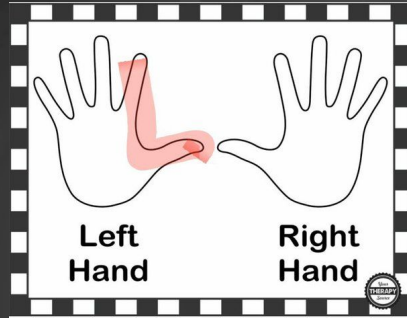
Environment

- Break some students into reading groups to discuss the assignment.
- Allow students to read individually if preferred.
- Create quiet spaces where there are no distractions.

Learning Objective-Distinguish between left and right-
Content Differentiation changes the critical thinking

L	R	L	<u>r</u>
R	<u>r</u>	L	R
<u>l</u>	L	R	L
<u>r</u>	L	<u>l</u>	L
R	L	<u>l</u>	R

Learning Objective - Distinguish between left and right -
Process Differentiation changes the way students receive info



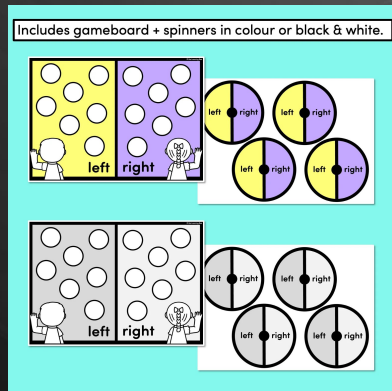
Left Right Anchor Chart




Left and Right Song



Read Aloud "Left, Right, Emma!"
#Kindergarten #First Grade #Kids




Left and Right
Interactive Position
Game



Learning Objective-Distinguish between left and right- Product Differentiation changes the way students show mastery

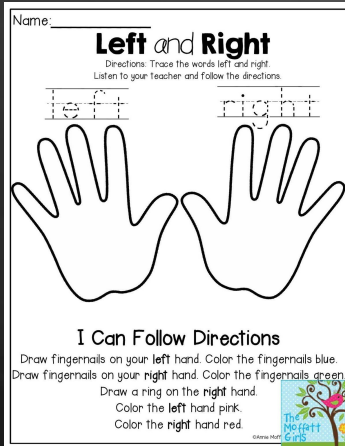
Left Right Farm Animals



Left Right Labeling



Left Right Felt Hands and Stickers



Drawing Left Right Objects



Read aloud and ask student to raise left/right hand

Learning Objective-Distinguish between left and right- Environment Differentiation changes where students learn



Individual-Left Right
Sorting Mat

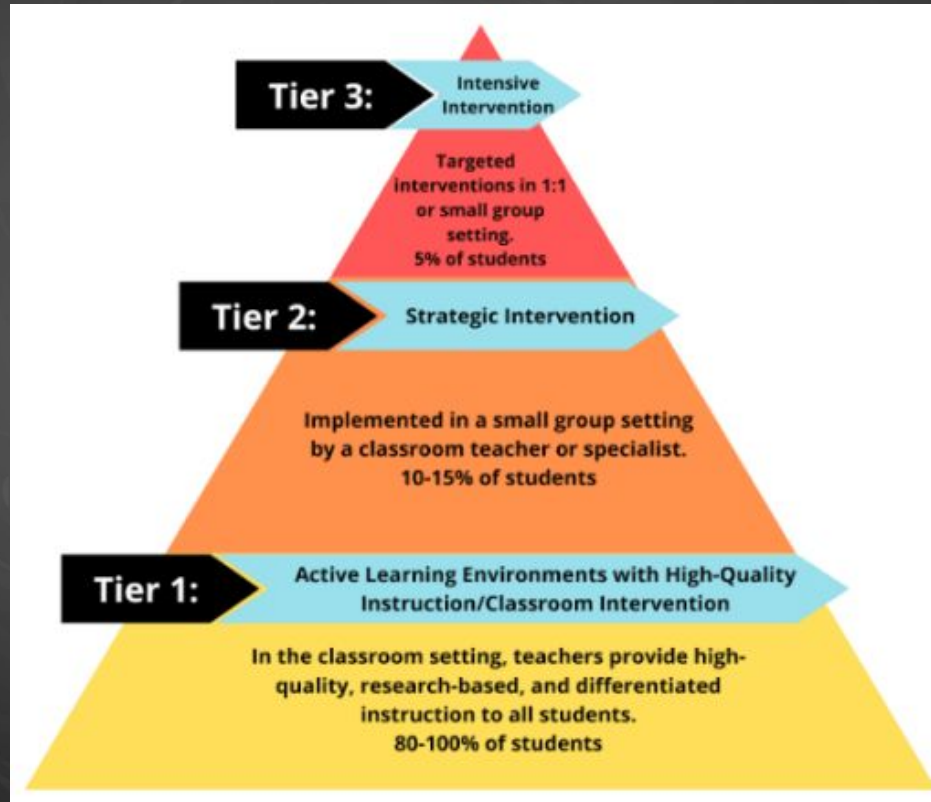
Work in a group to sort
Left Right animal
pictures



Working with the
teacher to sort
Left Right Pictures



Interventions – Best Practices and Implementation Mistakes

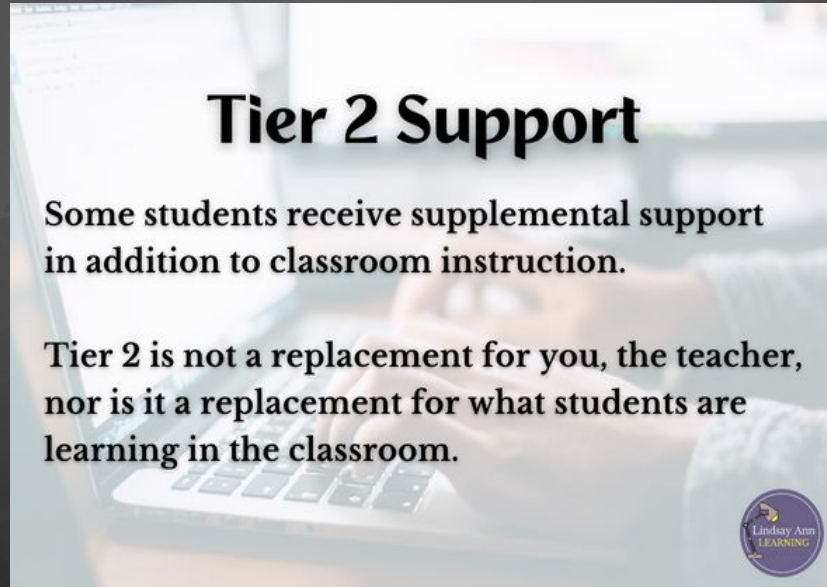


Best Practice #1 and Implementation Mistake



Best Practice: Core instruction is core instruction with on grade level standards. Teachers may need to provide scaffolding and supports but all students receive Tier I Core during those designated blocks of time.


Implementation Mistake: Supplemental intervention must be supplemental. Careful consideration-inclusion, parallel teaching during core is a highly effective and encouraged scaffold for Tier I support but would not be the supplemental instruction for EC, ELLs, or at-risk learners that need additional support beyond core.

A graphic with a blurred background of a person's hands typing on a laptop keyboard. The text is overlaid on this background.

Tier 2 Support

Some students receive supplemental support in addition to classroom instruction.

Tier 2 is not a replacement for you, the teacher, nor is it a replacement for what students are learning in the classroom.

A circular logo for Lindsay Ann Learning, featuring a stylized figure and the text "Lindsay Ann LEARNING".

Best Practice #2 and Implementation Mistake



Best Practice: Common, ongoing assessments that are reviewed about every 3 weeks are the most effective source of data for determining who needs supplemental instruction and in what area. Supplemental instruction is fluid.

Implementation Mistake: A single test or data point is not a best practice for determining supplemental instruction. Tier 2 instruction is best utilized after Tier 1 Core Instruction is given and if core is ongoing, so should the data evaluation assessment of student learning. Universal screeners are important but should not be the data used for supplemental instruction and interventions.

What are Common Formative Assessments (CFAs)?

- Administered to *all* students
- Items collaboratively designed by teachers
- Items represent Priority Standards ONLY
- Items are aligned to district and state tests
- Results are analyzed in Data Teams in order to differentiate instruction



Best Practice #3 and Implementation Mistake



Best Practice: Collective responsibility for “our kids.” The collective efficacy of the staff empower teams to determine which staff should run which interventions for which kids. These roles are fluid and change as CFAs present the ongoing data information.

Implementation Mistake: In 37% of all schools, the classroom teacher is providing both the core instruction and the supplemental instruction to the same roster of students. Teachers should be providing interventions but working as a team that matches individual strengths with student needs as determined by CFAs every 3 weeks.



Rubric for MTSS and SIT Considerations

Key Consideration	Embedded	Developing	Limited	No Evidence
(Components of MTSS Best Practices would be listed here)	This is how we naturally do business. This is part of school culture and PLC work.	We got it for the most part. This is implemented fairly well in most teams. There are a few outliers.	We have some individuals that do really well with this at our school. There is sporadic implementation among teams.	There is honestly, little to no evidence of this at our school. We have a lot of work to do.

“When everything is important, nothing is really important.” (Gallagher 2009)

MTSS TEAM EVALUATION of IMPLEMENTATION

MTSS Team
Evaluation

Elementary Example-WIN

Kinder	1st	2nd	3rd	4th	5th
	8:00-8:15 School Wide Morning Meetings				
				8:15-10:00	8:15-9:45
	SCHOOL WIDE READING BLOCK			(105 min)	(90 min)
10:15-10:50	10:15-10:50	10:15-11:25	10:15-11:25	10:00-10:50	9:45-11:00
Recess	WIN	Math	Math	Special Area	Math
10:50-11:20	10:50-11:45			10:50-11:25	(75 min)
Lunch	Special Area	11:25-12:00	11:25-11:55	WIN	11:00-11:30
11:20-12:30	11:45-12:20	WIN	Lunch	11:25-11:40	Lunch
Math	Lunch	12:00-12:30	11:55-12:10	Read Aloud	11:30-12:00
	12:20-1:30	Lunch	Read Aloud	11:40-12:10	Recess
12:30-1:05	Math	12:30-1:00	12:10-1:00	Lunch	12:00-1:10
WIN		Recess	Special Area	12:10-1:30	Science/SS
1:05-1:40	1:30-2:00	1:00-1:50	1:00-1:30	Math	
Science/SS	Recess	Special Area	Recess	(80 min)	1:10-1:50
1:40-1:50	2:00-2:10	1:50-2:00	1:30-2:00	1:30-2:05	WIN
Read Aloud	Read Aloud	Read Aloud	Science/SS	Science/SS	
1:50-2:40	2:10-2:40	2:00-2:40	2:00-2:40	2:05-2:35	1:50-2:40
Special Area	Science/SS	Science/SS	WIN	Recess	Special Area
	2:40 Announcements and Prepare for Dismissal				

WIN Schedule

8:00-9:00 Planning

9:00-10:05 Literacy Support/Inclusion

10:15-10:50 1st

10:50-11:25 4th

11:25-12:00 2nd

12:00-12:30 Lunch

12:30-1:05 Kinder

1:10-1:50-5th

2:00-2:40-3rd

Elementary Example-Blitz

2017-2018

Flint Springs Elementary School Staff Handbook

Flint Springs Elementary Master Schedule 2017-2018																									
3 & 4's	Pre-K	Kindergarten	First	Second	Third	Fourth	Fifth	IMPACT	Greening 8:15-8:25 12:00-12:10	Planning 8:25-8:35 12:10-12:20	Work Time 8:35-9:00 12:05-12:35	Clean Up 9:00-9:05 12:45-12:50	Recall 9:05-9:15 12:50-1:00	Snack 9:15-9:30 1:00-1:15	Lg Group 9:30-9:50 1:15-1:25	Sm Group #1 9:50-10:00 1:35-1:45	Sm Group #2 10:00-10:10 1:45-1:55	Outside 10:10-10:22 1:55-2:08	Dismissal 10:25 & 2:10	Lunch 10:45-11:15 Prep/Duty 11:15-11:45					
Town Hall 8:00		Literacy 8:15		BLITZ 8:55-9:25		Literacy -10:15		Writing 10:15-10:45		Lunch 10:45-11:35		IMPACT 12:10-12:45		Writing 12:45-1:15		Math 1:15-2:25									
		Literacy 8:00-		BLITZ 9:30-10:00		Literacy -10:00		Writing 10:00-		Lunch 11:35-12:25		IMPACT 1:00-1:35		Math 1:40-2:25											
		Math 8:30-9:30				BLITZ 10:15-10:45		Literacy 9:30-11:15		Writing 11:15-12:15		Lunch 12:25-1:15		Writing 1:15-1:40		IMPACT 1:40-2:15		Wrap Up 2:15-2:30							
		IMPACT 8:30-9:05		Math 9:10-10:15				Writing 10:15-10:45		Lunch 10:45-11:35		Writing 11:45-12:45		Literacy 12:45-		BLITZ 1:40-2:10		Literacy -2:15		Wrap Up 2:15-2:30					
		Math 8:30-9:25		IMPACT 9:25-10:00		Math 10:10-10:30		Writing 10:30-11:30				Lunch 11:35-12:25		BLITZ 12:50-1:35		Literacy 12:50-2:15		Wrap Up 2:15-2:30							
		Literacy 8:15-9:45		Math 9:45-10:15		IMPACT 10:20-10:55		Math 11:00-11:30				BLITZ 11:35-12:20		Lunch 12:25-1:15		Writing 1:30-2:25									
		Morning Duty/Prep 7:30-8:30		Third Grade 8:30-9:05		Integration 9:05-9:20		Fourth Grade 9:25-10:00		Integration 10:00-10:15		Fifth Grade 10:20-10:55		Integra tion 10:55-11:10		Lunch & Duty 11:10-12:10		Kinders 12:15-12:50		First Grade 1:00-1:35		Second Grade 1:40-2:15		2:15-2:30	
		Start of Day Procedures/Announcements 7:30-7:55am		Pack up/Dismissal 2:30pm Be at the mailboxes at 2:30 SHARP!																					

BLITZ Schedule

7:30-7:55 Duties
8:00-8:50 Push In Support
8:55-9:25 Kindergarten
9:30-10:00 First Grade
10:15-10:45 Second Grade
10:45-11:30 LUNCH
11:35-12:20 Fifth Grade
12:50-1:35 Fourth Grade
1:40-2:10 Third Grade
2:15-3:00- TITLE PREP

Lunch Schedule

10:45-11:10/11:10-11:35
Kindergarten (Lunch)/Third Grade (Recess)
11:35-12:00/12:00-12:25
First Grade (Lunch)/Fourth Grade (Recess)
12:25-12:50/12:50-1:15
Second Grade (Lunch)/Fifth Grade (Recess)

Two Hour Delay IMPACT Schedule – NO INTEGRATION

10:05-10:35 Third Grade	12:30-1:00 Kindergarten
10:40-11:10 Fourth Grade	1:05-1:35 First grade
11:15-11:45 Fifth Grade	1:40-2:15 Second Grade

11:55-12:25 IMPACT Lunch Early Dismissal Schedule

8:30-9:00 Second Grade	10:15-10:45 Fourth Grade
9:05-9:35 Third Grade	12:10-12:40 Kindergarten
9:40-10:10 Fifth Grade	1:00- 1:30 First Grade

10:50-12:05 IMPACT Lunch and Duties

Wednesday Late Start does NOT change IMPACT times

Elementary Example-Intervention Block

DENVER PUBLIC SCHOOLS
Richard T. Castro Elementary
Master Schedule

Grade	9:00 - 9:40	9:45 - 10:25	10:30 - 11:10	11:15 - 12:00	12:15 - 12:55	1:00 - 1:40	1:45 - 2:25	2:30 - 3:10	3:15 - 3:45
Kinder	Reader's Workshop	Reader's Workshop	Writer's Workshop	Lunch 11:00 - 11:45	Math	40 min Intervention Block	Specials	Science/Social Studies/ ELD	Centers
1st	Reader's Workshop	Reader's Workshop	Writer's Workshop	Lunch 11:15 - 12:00	Math	Math	40 min Intervention Block	Specials	Science/Social Studies/ ELD
2nd	Reader's Workshop	Reader's Workshop	Writer's Workshop	Lunch 11:30 - 12:15	Math	Specials	Math	40 min Intervention Block	Science/Social Studies/ ELD
3rd	Specials	40 min Intervention Block	Writer's Workshop	Lunch 11:45 - 12:30	Reader's Workshop	Reader's Workshop	Math	Math	Science/Social Studies/ ELD
4th	40 min Intervention Block	Math	Specials	Math	Lunch 12:00 - 12:45	Reader's Workshop	Reader's Workshop	Writer's Workshop	Science/Social Studies/ ELD
5th	Math	Specials	Math	40 min Intervention Block	Lunch 12:15 - 1:00	Reader's Workshop	Reader's Workshop	Writer's Workshop	Science/Social Studies/ ELD
Intervention Teachers/ Special Ed	4th Intervention	3rd Intervention	Kinder Intervention	5th Intervention	Lunch 12:15 - 1:00	Kinder Intervention	1st Intervention	2nd Intervention	Plan
Specials	3rd Specials	5th Specials	4th Specials	Duty/Lunch	Duty/Lunch	2nd Specials	Kinder Specials	1st Specials	Plan

Middle School Example-Academic Support

6th	7th	8th
7:45-7:55 Announcements	7:45-7:55 Announcements	7:45-7:55 Announcements
7:58-9:13 Period 1 (75)	7:58-9:18 Period 1 (80)	7:58-8:38 Elective A (40)
9:16-10:01 Period 2 (45)	9:21-10:41 Period 2 (80)	8:41-9:21 Elective B (40)
10:04-10:50 Period 3 (46)	10:44-11:24 Elective A (40)	9:24-10:24 Period 1 (60)
10:55 -11:20 Lunch (25)	11:27-12:07 Elective B (40)	10:27-11:37 Period 2 (60)
11:23- 12:38 Period 4 (75)	12:07-12:10 Transition to period 3 for lunch	11:40-12:05 LUNCH (25)
12:41- 1:18 Academic Support (37)		
1:21-2:01 Elective A (40)	12:13-12:38 LUNCH (25)	12:08-1:08 Period 3 (60)
2:04-2:44 Elective B (40)	12:41-2:01 Period 3 (80)	1:11-2:11 Period 4 (60)
2:47 - 3:10 Trojan Time (23)	2:04-2:45 Academic Support (41)	2:14-2:44 Academic Support (30)
	2:48 - 3:10 Trojan Time (22)	2:47-3:10 Trojan Time (23)

Middle School Example-WIN

6th
7:50-7:55 Homeroom
7:55-8:57 Core 1 (61)
8:59-9:19 WIN (20)
9:21-10:23 Core 2 (62)
10:25-11:09 Exploratory 1 (45)
11:10-11:40 Lunch (30)
11:43-12:28 Exploratory 2 (45)
12:31-1:36 Core 3 (65)
1:38-2:03 WIN (25)
2:05-3:10 Core 4 (65)

7th
7:50-7:55 Homeroom
7:55-8:59 Core 1 (64)
9:01-9:46 Exploratory 1 (45)
9:48-10:08 WIN (20)
10:10-11:14 Core 2 (64)
11:16-12:21 Core 3 (65)
12:22-12:52 Lunch (30)
12:53-1:38 Exploratory 2 (45)
1:40-2:04 WIN (24)
2:06-3:10 Core 4 (64)

8th
7:50-7:55 Homeroom
7:57-8:42 Exploratory 1 (45)
8:44-9:48 Core 1 (64)
9:50-10:10 WIN (20)
10:12-11:15 Core 2 (63)
11:17-12:21 Core 3 (64)
12:23-12:53 Lunch (30)
12:55-1:58 Core 4 (63)
2:00-2:23 WIN (23)
2:25-3:10 Exploratory 2 (45)

Middle School Example-WIN

EMMETT MIDDLE SCHOOL 2024-2025 Bell Schedule

BELL SCHEDULE 24-25					
6th Grade			7th-8th Grade		
Period	Begin	End	Period	Begin	End
1st	7:30 AM	8:26 AM	1st	7:30 AM	8:26 AM
2nd	8:30 AM	9:23 AM	2nd	8:30 AM	9:23 AM
Nutrition	9:23 AM	9:27 AM	Nutrition	9:23 AM	9:27 AM
WIN	9:27 AM	9:54 AM	WIN	9:27 AM	9:54 AM
3rd	9:58 AM	10:51 AM	3rd	9:58 AM	10:51 AM
A Lunch (6th)	10:51 AM	11:21 AM	4th	10:55 AM	11:48 PM
4th	11:25 AM	12:18 PM	B Lunch (7/8th)	11:48 AM	12:18 PM
5th	12:22 PM	1:15 PM	5th	12:22 PM	1:15 PM
6th	1:19 PM	2:12 PM	6th	1:19 PM	2:12 PM
7th	2:12 PM	3:09 PM	7th	2:12 PM	3:09 PM

High School Example - Academic Support 3x/week

Monday	Tuesday	Wednesday	Thursday	Friday
0 Hour 7:00 – 8:00	0 Hour 7:00 – 8:00	0 Hour 7:00 – 8:00	0 Hour 7:00 – 8:00	0 Hour 7:00 – 8:00
Buses Arrive @8:05am				
Teachers Available for Help 7:30 - 8:15	Teachers Available for Help 7:30 - 8:15	Teacher Collaboration 7:30 - 8:15	Teachers Available for Help 7:30 - 8:15	Teachers Available for Help 7:30 - 8:15
1st Hour 8:15 - 9:15	1st Hour 8:15 - 9:15	1st Hour 8:15 - 9:15	1st Hour 8:15 - 9:15	1st Hour 8:15 - 9:15
2nd Hour 9:20 - 10:20	2nd Hour 9:20 - 10:20	2nd Hour 9:20 - 10:20	2nd Hour 9:20 - 10:20	2nd Hour 9:20 - 10:20
Academic Support 10:25 - 10:55	Tiger Connections & CCR 10:25 - 10:55	Academic Support 10:25 - 10:55	Tiger News 10:25 - 10:55	Academic Support 10:25 - 10:55
3rd Hour & Lunch 11:00 – 12:35	3rd Hour & Lunch 11:00 – 12:35	3rd Hour & Lunch 11:00 – 12:35	3rd Hour & Lunch 11:00 – 12:35	3rd Hour & Lunch 11:00 – 12:35
4th Hour 12:40 - 1:40	4th Hour 12:40 - 1:40	4th Hour 12:40 - 1:40	4th Hour 12:40 - 1:40	4th Hour 12:40 - 1:40
5th Hour 1:45 - 2:45	5th Hour 1:45 - 2:45	5th Hour 1:45 - 2:45	5th Hour 1:45 - 2:45	5th Hour 1:45 - 2:45
Teachers Available for Help 2:45 - 2:55	Teachers Available for Help 2:45 - 2:55	Teachers Available for Help 2:45 - 2:55	Teachers Available for Help 2:45 - 2:55	Teachers Available for Help 2:45 - 2:55
Buses Leave @2:55pm				

High School Example-AM Academic Support 4x/week

<u>Monday</u>	<u>Tuesday</u>	<u>Wednesday</u>	<u>Thursday</u>	<u>Friday</u>
0 Hour 7:15-8:15	0 Hour 7:15-8:15	0 Hour 7:15-8:15	0 Hour 7:15-8:15	0 Hour 7:15-8:15
AM Academic Support: 8:20-8:40	AM Academic Support: 8:20-8:40	Teacher Collaboration until 8:30 – NO AS	AM Academic Support: 8:20-8:40	AM Academic Support: 8:20-8:40
1st Hour 8:45-9:53	1st Hour 8:45-9:53	1st Hour 8:45-9:45	1st Hour 8:45-9:53	1st Hour 8:45-9:45
2nd Hour 9:57-11:05	2nd Hour 9:57-11:05	RAMP-Up 2 Readiness 9:49-10:19	2nd Hour 9:57-11:05	Tiger News (RAMP) 9:49-10:19
3rd Hour & Lunch 11:09-12:45	3rd Hour & Lunch 11:09-12:45	2nd Hour 10:23-11:23	3rd Hour & Lunch 11:09-12:45	2nd Hour 10:23-11:23
4th Hour 12:49-1:55	4th Hour 12:49-1:55	3rd Hour & Lunch 11:27-1:03	4th Hour 12:49-1:55	3rd Hour & Lunch 11:27-1:03
5th Hour 1:59-3:05	5th Hour 1:59-3:05	4th Hour 1:07-2:05	5th Hour 1:59-3:05	4th Hour 1:07-2:05
		5th Hour 2:09-3:05		5th Hour 2:09-3:05

Note: EVERY day the buses arrive and depart at normal times. Arrive: around 8:00 Depart: around 3:05
AM Academic Support: Required for ALL students first 4 weeks of each trimester.
RAMP-Up to Readiness/Tiger News: Required to be in class and complete all activities

High School Example - WIN! Block - 5x/week



CMHS Master Schedule



Periods	Day 1	Day 2	Day 3	Day 4	Day 5	Day 6	Day 7
7:25-8:30	E	B	A	C	D	C	A
8:33-9:38	C	A	B	D	E	A	B
9:41-10:46	D	E	C	B	A	B	C
10:49 - 12:24 Lunch Block	F	G	E	F	G	F	D
12:27-12:57	<i>WIN! Block</i>						
1:00-2:05	G	F	D	G	F	G	E
DROP	A & B	C & D	F & G	A & E	B & C	D & E	F & G

High School Example - Intervention Block (ChatGPT)

(Detailed schedule by day, grade level and semester available on ChatGPT-I searched with this: I need a high school Master Schedule by semester grades 9-12 that includes an intervention block)

Monday	Tuesday	Wednesday	Thursday	Friday
Core Classes (Periods 1-6)	Core Classes (Periods 1-6)	Core Classes (Periods 1-6)	Core Classes (Periods 1-6)	Core Classes (Periods 1-4)
Intervention Block	Electives (Periods 5 & 6)	Intervention Block	Electives (Periods 5 & 6)	Advisory/Study (Period 5) Intervention Block (Period 6)